



**Finger Lakes Housing Consortium**  
**NY-513: Wayne, Ontario, Seneca, and Yates Counties**  
**HMIS – Homeless Management Information System &**  
**Coordinated Entry**  
**2023 Annual Report**  
**1/1/2023 – 12/31/2023**

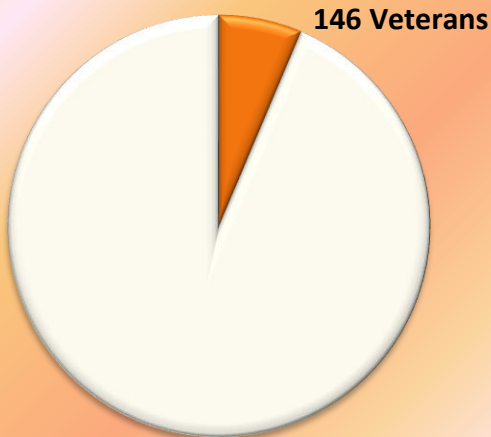
\*Data counts in program list may be duplicated\*

Data Provider	Participants
FLACRA Supported Housing	171
FLACRA - Ontario ESG RRH	251
FLACRA - Ontario ESG HP	65
FLACRA - Seneca ESG HP	85
FLACRA - Seneca ESG RRH	263
FLACRA - Yates ESG RRH	56
FLACRA - Yates ESG HP	10
FLACRA - Wayne ESG RRH	121
FLACRA - Wayne ESG HP	32
FLACRA SPLV	122
Cadence Community Res	42
FLACRA OASAS Safety Units	4
FLACRA - ACC	26
FLACRA - Maxwell Hall	62
FLACRA - Otte Hall	24
Keuka Housing ESG - HP	3
Keuka Housing ESG - RRH	1
Keuka Housing Emergency Shelter	57
Wayne CAP - Success Center	11
Wayne CAP - ESG Emergency	3
Catholic Charities ESG RRH	2
Catholic Charities ESG HP	0
Ontario County DSS	677
Seneca County DHS	183
Yates County DSS	74
Wayne County DSS	91
Family Promise of WC	11
Family Promise of OC	39
Family Promise OC ESG HP	18
Family Promise OC ESG RRH	42
Soldier On	47
Eagle Star Housing	53
<b>TOTAL</b>	<b>2646</b>

## UNDUPLICATED COUNTS

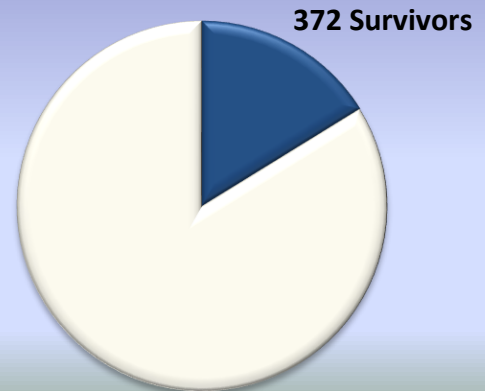
Unduplicated Number of Adults	1722
Unduplicated Number of Children	573
Unduplicated Number with Unknown Age	1
Unduplicated Number of Total Participants	2296
Unduplicated Number of Homeless/At Risk Family Households	259
Unduplicated Number of Homeless/At Risk Single Households	1306
Unduplicated Number of Homeless/ At Risk Households	1565

### Reported Veteran Status



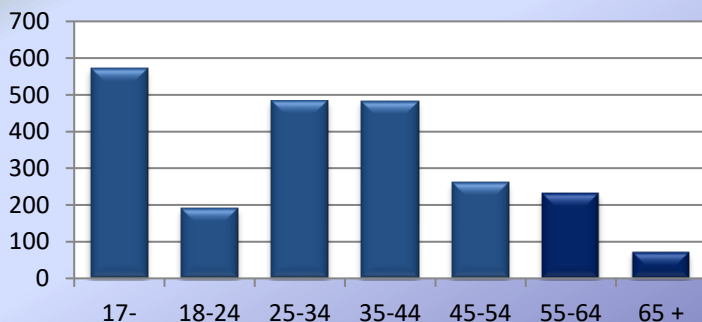
Out of 2296 participants, 146 participants reported as a United States Veteran. (6%)

### Reported Survivors of Domestic Violence



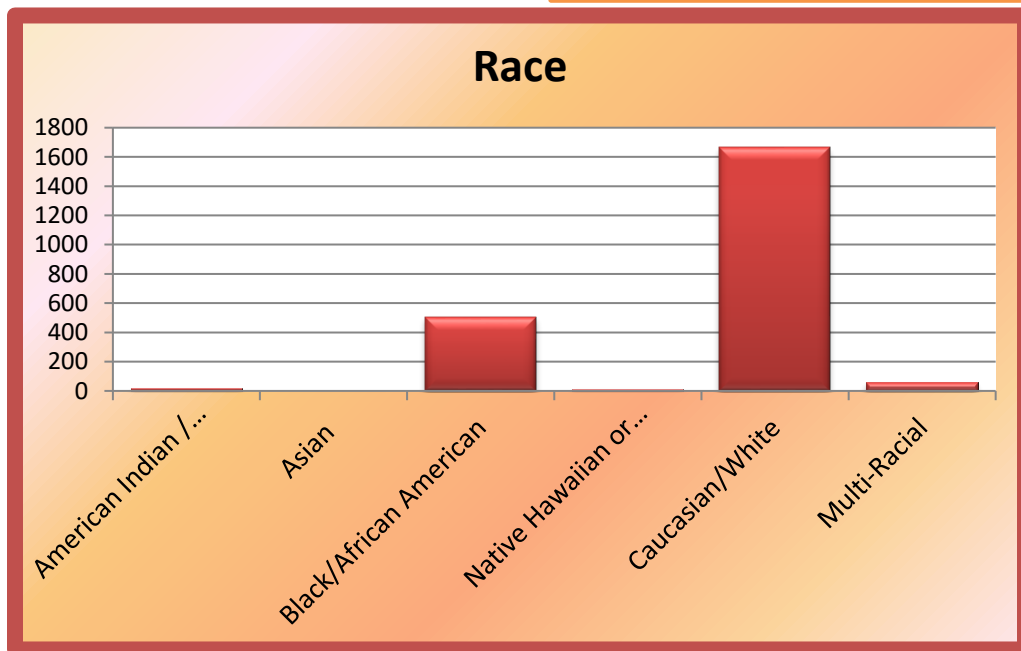
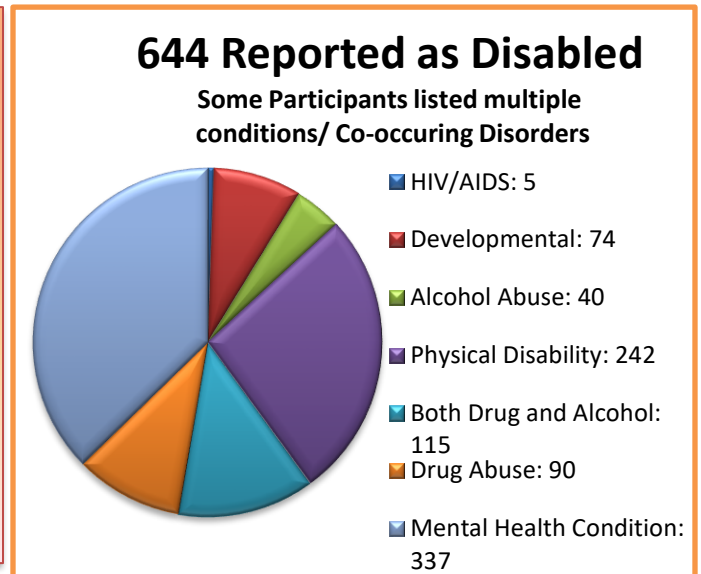
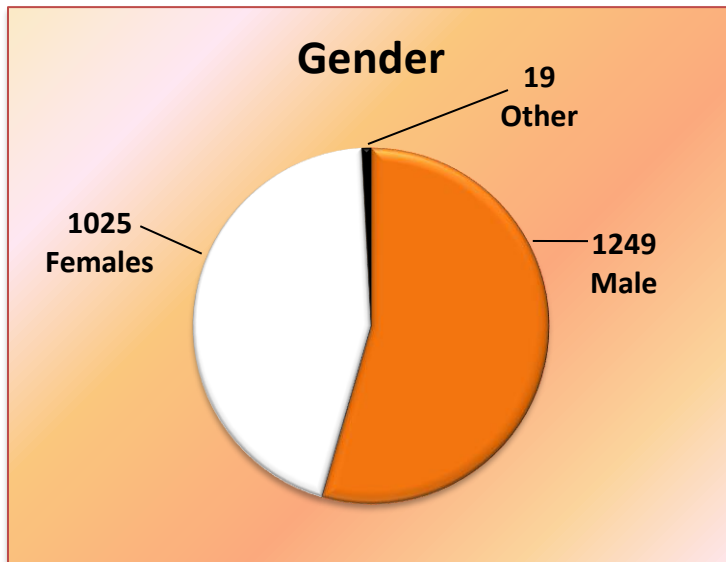
Out of 2296 participants, 372 reported as a Survivor of Domestic Violence. (16%)

### Age Of Participants



Age 17 and Under: 573  
 Age 18-24: 191  
 Age 25-34: 484  
 Age 35-44: 483  
 Age 45-54: 261  
 Age 55-64: 231  
 Age 65 and Over: 72  
 Data Not Collected: 1

## UNDUPLICATED COUNTS



**American Indian/Alaskan Native: 19**  
**Asian: 3**  
**Black/African American: 505**  
**Native Hawaiian or Pacific Islander: 13**  
**Caucasian/White: 1665**  
**Multi-Racial: 58**  
 Data Not Collected: 23

