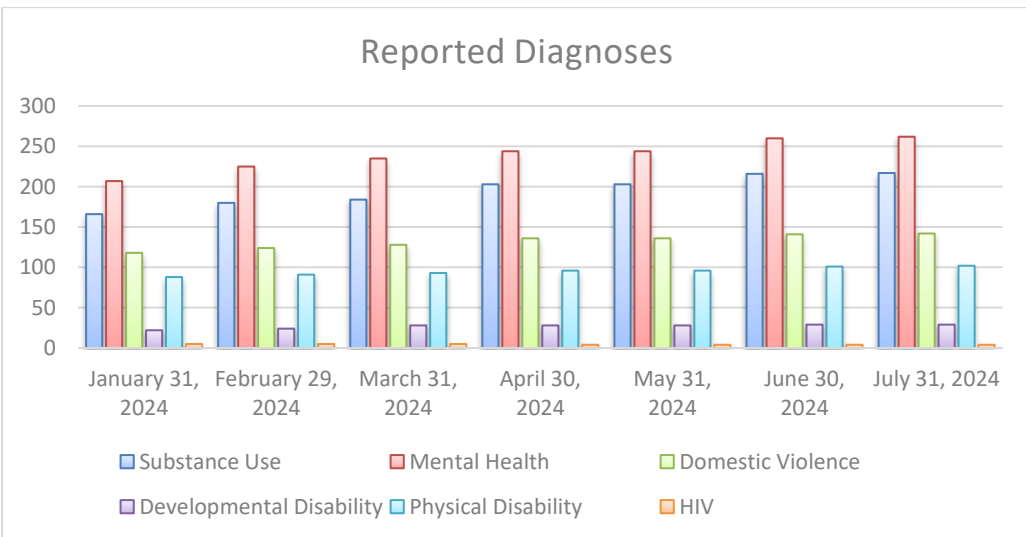
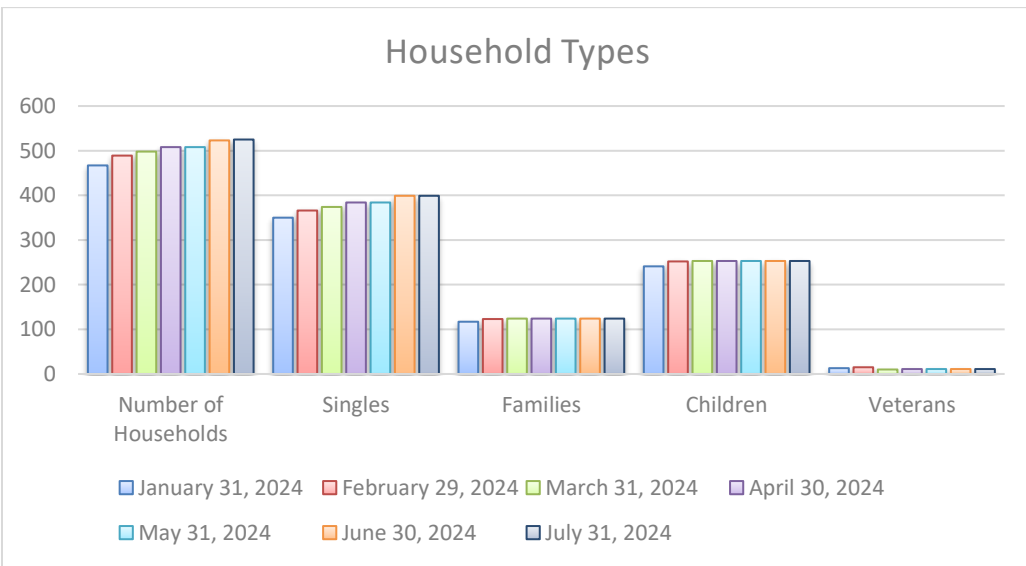
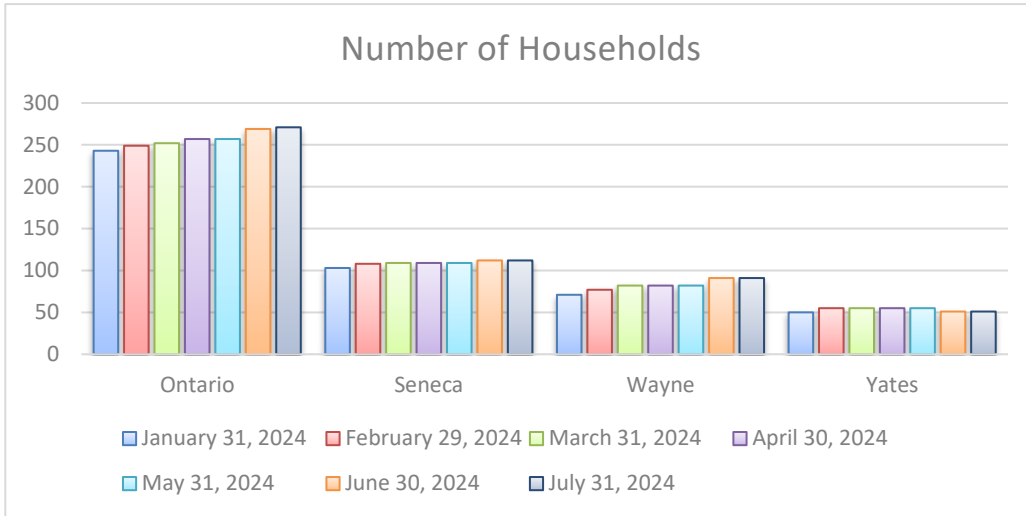


2024 Coordinated Entry Data



2024 Coordinated Entry Data

January 31, 2024				
Total Households	Ontario	Senec a	Wayne	Yates
467	243	103	71	50
Families	Singles	Total Children	Veterans	Mental Health
117	350	241	13	207
Substance Abuse	Develpmental Disability	Domestic Violence	Physical Disability	HIV
166	22	118	88	5

February 29, 2024				
Total Households	Ontario	Senec a	Wayne	Yates
489	249	108	77	55
Families	Singles	Total Children	Veterans	Mental Health
123	366	252	15	225
Substance Abuse	Develpmental Disability	Domestic Violence	Physical Disability	HIV
180	24	124	91	5

March 31, 2024				
Total Households	Ontario	Senec a	Wayne	Yates
498	252	109	82	55
Families	Singles	Total Children	Veterans	Mental Health
124	374	253	10	235
Substance Abuse	Develpmental Disability	Domestic Violence	Physical Disability	HIV
184	28	128	93	5

April 30, 2024				
Total Households	Ontario	Senec a	Wayne	Yates
508	257	110	85	56
Families	Singles	Total Children	Veterans	Mental Health
124	384	253	11	244
Substance Abuse	Develpmental Disability	Domestic Violence	Physical Disability	HIV
203	28	136	96	4

2024 Coordinated Entry Data

May 31, 2024				
Total Households	Ontario	Senec a	Wayne	Yates
508	257	110	85	56
Families	Singles	Total Children	Veterans	Mental Health
124	384	253	11	244
Substance Abuse	Develpmental Disability	Domestic Violence	Physical Disability	HIV
203	28	136	96	4

June 30, 2024				
Total Households	Ontario	Senec a	Wayne	Yates
523	269	112	91	51
Families	Singles	Total Children	Veterans	Mental Health
124	399	253	11	260
Substance Abuse	Develpmental Disability	Domestic Violence	Physical Disability	HIV
216	29	141	101	4

July 31, 2024				
Total Households	Ontario	Senec a	Wayne	Yates
525	271	112	91	51
Families	Singles	Total Children	Veterans	Mental Health
124	401	253	11	262
Substance Abuse	Develpmental Disability	Domestic Violence	Physical Disability	HIV
217	29	142	102	4